



Portfolio

Dental select **Ziacom**



Ziacom® has been working for more than 20 years to improve the oral health and well-being of patients around the world by designing and manufacturing innovative solutions for high-quality dental implants, prosthetic components, surgical instruments and biomaterials.



Together for health

Commitment to quality and innovation are among the values at the heart of **Ziacom**. That is why we use cutting-edge technology at every stage of the production cycle, from design and manufacture to quality assurance, cleaning and packaging.

Ziacom Medical S.L. is a licensed manufacturer of medical devices and an AEMPS (Spanish Agency of Medicines and Medical Devices) 6425-PS marketing authorisation holder. Our quality management system is certified in accordance with the requirements of ISO standards 9001:2015 and 13485:2018, and is GMP 21CFR 820 compliant.

To offer the highest quality and commitment, all our implants come with a lifetime guarantee.



Zitium® titanium

Ziacom® implants are made from extra-high-strength grade 4 and 5 **Zitium®** titanium, which gives them substantially improved yield strength and mechanical properties.

Thanks to **Zitium®** titanium, our implants comply with the requirements of ASTM F67 and ISO 5832-3. Ziacom® implants are all sterilised using beta ray radiation at 25 kGy, apart from the DSO orthodontic implants, which are supplied **unsterilised**.



FDA Approved*

*See approved models

IMPORTANT

All of our products meet the requirements of Regulation 745/2017, which has enabled us to obtain CE marking with notified body 0051.



Innovation and ongoing training

Our R&D team works daily on research and innovation for the continuous improvement of our cutting-edge systems and products with the aim of offering the best solutions for the well-being of each patient.

We are committed to research and ongoing training to provide scientific support to the dental industry and to support young professionals. We therefore work closely with training centres, universities and scientific bodies creating a practical and specialised teaching environment to enhance their knowledge, abilities and personal growth. In addition, our facilities have specific areas for training, hands-on practice and state-of-the-art training equipment.



Ziacom® around the world

We are committed to making oral health available to patients all over the world and have a solid **internal growth and expansion plan** to increase the company's **international presence** in those **areas where our products are already well-established** and to **expand into new areas**.

In order to achieve this, we offer our **international associates** a **trusting and collaborative** partnership by adapting to their **local needs** and providing solutions that are specific to each market.

As part of our commitment to meet the specific **quality, regulatory and legal requirements of each country**, for both the registration and distribution of our products, we have **specific certifications** from each of the countries in which we trade.





Regional headquarters

Ziacom Medical SL

Madrid - SPAIN
Calle Búhos, 2 - 28320 Pinto
Phone: +34 91 723 33 06
info@ziacom.com

Subsidiaries

Ziacom Medical Portugal Lda


Av. Miguel Bombarda, 36 - 5º B
1050 -165 - Lisbon - PORTUGAL
Phone: +351 215 850 209
info.pt@ziacom.com

Ziacom Medical USA LLC

Miami - USA
333 S.E. 2nd Avenue, Suite 2000
Miami, FL 33131 - USA
Phone: +1(786) 224 - 0089
info.usa@ziacom.com

You can consult the updated list of Ziacom® distributors at www.ziacom.com in the international expansion section and you can contact our export department at the following email address: export@ziacom.com

Dental implants



GALAXY

Conical connection implants

GALAXY

N.B.

For further information and recommendations for use, see the catalogue.



Double threaded



11° conical connection with double internal hex.



Active apex



NOTE

The packaging may vary according to the surface treatment.

Platform available

RP

Surface treatment

Titanium
Titanium
Active



Made from **grade 4 titanium**

ZiTium®

CONNECTION

- Single platform for all diameters.
- Platform switch.

CORTICAL ZONE

- Microrings.
- Inverted cone cortical macro-structure.

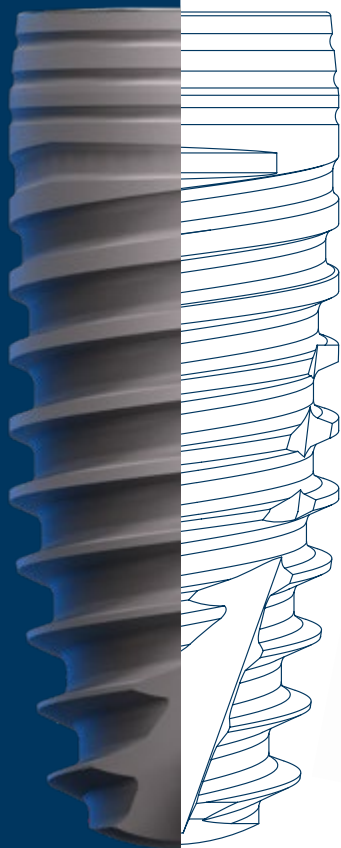
CONICAL BODY

- Double threaded.
- Variable geometry:
 - » Coronal - thick trapezoidal thread.
 - » Middle - thinner trapezoidal thread.
 - » Apex - V-shaped thread.

APEX

- Oblique apical windows.
- Self-tapping active apex.
- Atraumatic rounded apex.

Dental implants



ZM10

Conical connection implants

ZM10

N.B.

For further information and recommendations for use, see the catalogue.



Double threaded



11° conical connection with double internal hex.



Active apex



NOTE

The packaging may vary according to the surface treatment.

Platform available

RP

Surface treatment

Titanium
Titanium
Active



Made from **grade 4 titanium**

ZiTium®

CONNECTION

- Single platform for all diameters.
- Platform switch.

CORTICAL ZONE

- Microrings.
- Inverted cone cortical macro-structure.


CONICAL BODY

- Double threaded.
- Variable geometry:
 - » Coronal - thick trapezoidal thread.
 - » Middle - thinner trapezoidal thread.
 - » Apex - V-shaped thread.

APEX

- Oblique apical windows.
- Self-tapping active apex.
- Atraumatic rounded apex.

Dental implants



ZiNiC[®]MTX

Conical implants with internal hex connection

Zinicom[®]MTX

PLEASE NOTE For further information and recommendations for use, see the specific catalogue.



Double threaded



Internal hex connection



Active apex



NOTE

The packaging may vary according to the surface treatment.

Platform available

NP  RP  WP 

Surface treatment

Titaniumsure

Made from
Grade 5 ELI
(extra-low interstitial) titanium

Titanio
Grado 5
ELI

CORTICAL ZONE

- Microthread design
- Microthread extension.
- Cylindrical macrodesign.

APEX

- Self-tapping active apex.
- Atraumatic apex.


BODY

- Reduced-angle active threads
- Perpendicular apical windows.
- Optimised tapered morphology.

CÓNICO DESIGN

- Facilitates shaping in low density bone.
- Indicated for immediate loading.
- Indicated for cases of apical convergence and/or collapse.

Dental implants



Zinic[®]sx

Conical implants with internal hex connection

Zinix[®]sx


PLEASE NOTE For further information and recommendations for use, see the specific catalogue.



Double threaded



Internal hex connection



Active apex



NOTE
The packaging may vary according to the surface treatment.

Platform available

NP  RP  WP 

Surface treatment

Titaniumsure

Made from
Grade 5 ELI
(extra-low interstitial) titanium

Titanio
Grado 5
ELI



CORTICAL ZONE

- Microthread design
- Microthread extension.
- Cylindrical macrodesign.

APEX

- Self-tapping active apex.
- Atraumatic apex.

BODY


- Reduced-angle active threads
- Self-tapping active apex.
- Perpendicular apical windows.
- Optimised cylindrical morphology.
- Atraumatic apex.

CYLINDRICAL DESIGN

(Parallel walls)

- Shorter time for osseointegration.
- Very safe primary stability.
- Indicated for two-stage planned treatments

Dental implants



ZM1



Implant with external hex connection

ZM1

N.B.

For further information and recommendations for use, see the catalogue.



Double threaded



External hex connection



Active apex



Platform available

NP  RP  WP 

Surface treatment

Titanasure

Made from **grade 4 titanium**

ZiTium®

NOTE

The packaging may vary according to the surface treatment.

CONNECTION

- External hex connection

CORTICAL ZONE

- Microthread design
- Microthread extension.
- Hybrid macro-design.


BODY

- Reduced-angle active threads
- Self-tapping active apex.
- Perpendicular apical windows.
- Optimised tapered morphology.
- Atraumatic apex.

CONICAL DESIGN

- Facilitates shaping in low density bone.
- Indicated for immediate loading.
- Indicated for cases of apical convergence and/or collapse.

Dental implants



ZMK

Kirator monoblock implant

ZMK

N.B.

For further information and recommendations for use, see the catalogue.



Double threaded

Kirator connection
(Locator type)

Active apex

Platform available

Kirator (locator type)

Surface treatment

Titanasure

Made from **grade 4 titanium**

ZiTium®

NOTE

The packaging may vary according to the surface treatment.


MINIMALLY INVASIVE SURGERY

- Reduced drilling protocol
- One single, transmucosal, surgical stage
- The post-operative period is usually asymptomatic.
- No need for second surgical stage.
- Reduced diameter allows implantation in jawbones with limited dimensions.

PROSTHETIC SIMPLICITY

- Coronal area with Kirator (locator type) morphology for overdentures (processing kit not included).
- No abutment screws

Dental implants



ZMR

Monoblock implant

ZMR · ZMRs

N.B.

For further information and recommendations for use, see the catalogue.



Double threaded



Prosthetic connection for
straight abutment



Active apex



Platform available

Straight Abutment

Surface treatment

Titaniumsure



Made from **grade 4 titanium**

ZiTium®

NOTE

The packaging may vary according to the surface treatment.


MINIMALLY INVASIVE SURGERY

- Reduced drilling protocol
- One single, transmucosal, surgical stage
- The post-operative period is usually asymptomatic.
- No need for second surgical stage.
- Reduced diameter allows implantation in edentulous sections with limited mesiodistal space.

PROSTHETIC SIMPLICITY

- Castable straight immediate abutment that facilitates impression-taking.
- No abutment screws

Dental implants




DSQ

Made from
Grade 5 ELI
(extra-low interstitial) titanium

Titanio
Grado 5
ELI



Tapered body with
self-tapping thread.



2.50mm hex base



Self-piercing tip



N.B.

For further information and recommendations for use, see the catalogue.

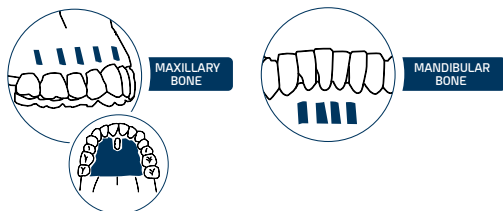
DSQ^{CR}

RETENTION ZONE

- Round head to prevent tissue lacerations
- Slot to retain orthodontic accessories.
- 0.70 mm retention hole for wires and ligatures
- 2.50 mm transmucosal collar

INTRA-ALVEOLAR USE

■ MOST FREQUENT AREA



DSQST

RETENTION ZONE


- Button-type head to prevent tissue laceration.
- Retention area for use of orthodontics accessories.
- 0.70 mm retention hole for wires and ligatures
- 3.00 mm transmucosal collar

EXTRA-ALVEOLAR USE

■ MOST FREQUENT AREA



Dental implants



Di²igital[®]
Arch

Digital impression system
by Dr. Luis Cuadrado de Vicente

Designed primarily for immediate-loading procedures using an intraoral scanner, and with the aim of copying or recreating the patient's prior or initial situation. The system enables the files containing the scanbody² to be superimposed in the same spatial position and a new faster and more accurate workflow to be achieved, both at the clinical level and in the CAD-CAM design process, as well as at the functional and aesthetic level.


N.B.

For further information and recommendations for use, see the catalogue.


System Di²igital[°] 1.0 Arch



System Di²igital[°] 2.0 Arch



Abutments



Analogue and digital abutments for the entire Ziacom implant family.

In terms of all prosthetic solutions for Ziacom implants, we have designed every detail of our extensive range of abutments to provide dental professionals with the possibility of resolving each case in a punctual, durable and aesthetic manner. All of our abutments come with a 15-year guarantee.



We have:

Direct-to-implant and Nature, Basic and XDrive (multiunit) transepithelial abutments.

Provisional, transitional and definitive solutions, both screw-retained and cement-retained, analogue and CAD CAM.

Digital libraries for all our abutments.

Ziacom is always at the forefront and innovating with the best systems, which is why we are presenting the **Nature abutment**. Designed to adapt to the gingival emergence profile with the desired diameter, regardless of the diameter of the implant placed. The Nature abutment is anodised in 2 sections, for the gingival area in yellow and the threaded area in different colours, which tell us the final opening diameter of the emergence profile selected. These are pink for Ø3.40, yellow for Ø3.90 and blue for Ø4.40.



Complementary components

X1 Extraction Kit



X1

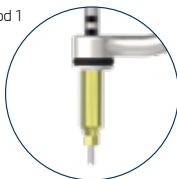
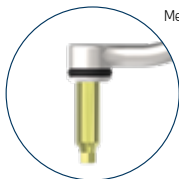
Screw removal system

X1



N.B.

For further information and recommendations for use, see the catalogue.

Fracture inside the female thread of the connection or at a higher level.




Method 1



Method 2

Method in cases of damage to the screw head connection



Surgical boxes



Surgical precision and accuracy

PLEASE NOTE

For further information and recommendations for use, see the specific catalogue for the implant.



Discover all the surgical or prosthetic kits developed by **Ziacom®**

Exclusive to each implant system.

Ziacom[®] 3D

Guided surgery



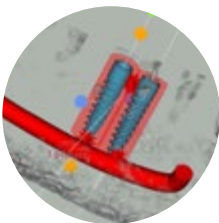
Predictable, safe and efficient interventions

GALAXY 3D

With our surgical simulation system, the surgeon can envisage and anticipate potential issues to guarantee a safe, fast and comfortable procedure for the patient.


PLEASE NOTE

For further information and recommendations for use, see the specific catalogue for the system.



Discover all the systems available developed by **Ziacom®** and those we are working on to expand the solutions for the clinical cases that may arise.

Expander kit



The **Ziacom**® Expander Kit is indicated for increasing bone volume and quality by expanding the cortical bone (split-crest) or compressing low-density medullary bone.

General features of bone expanders



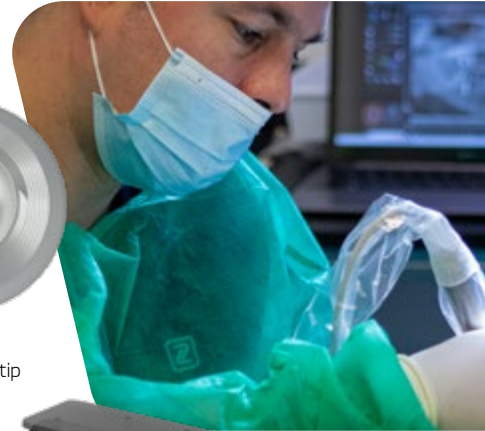
The expander tip is 2mm



Head compatible with
4x4 mm ratchet



Atraumatic tip



- 14.5 mm long active section
- Thread design
- Optimised shape
- Laser-marked expander

The morphology of our laser-marked, differentially designed expanders, in a wide range of shapes, sizes and types, makes the Ziacom Expander Kit a powerful ally of the dental surgeon.

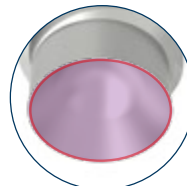

N.B.

For further information and recommendations for use, see the catalogue.



Specific features

The bone expander tip No. 1 has a conical shape to facilitate insertion.



The N° 7 de **Ziacom**® sinus lift bone expander is designed to compress the bone tissue surrounding the sinus membrane, creating enough space for the placement of longer implants.



Regeneration

Fixing pin



Fixing pin **ZS1**

Ziacom® Ziasure ZS1 fixing pins have been developed to be used in guided bone regeneration (GBR) procedures. Their main function is the securing of membranes, both resorbable and non-resorbable.

There are two lengths available: 3.30mm in yellow anodised and 5.50mm in blue.



Short bone-fixing screw **ZS2**

Ziacom® Ziasure ZS2 fixing screws are designed to be used in Guided Bone Regeneration (GBR) procedures as devices for securing and immobilisation of bone or soft tissue grafts, resorbable and non-resorbable membranes.




Regeneration

Titanium mesh membranes



Zs3

The ZS3 titanium mesh membrane is designed to be used as a physical barrier in Guided Bone Regeneration procedures, especially in vertical and horizontal regenerations. Its design allows it to be easily adjusted to the surgical bed, and also guarantees the stability of the blood clot and bone substitute, achieving excellent clinical results.



Characteristics

- Thickness of 0.12mm
- Grade2 titanium





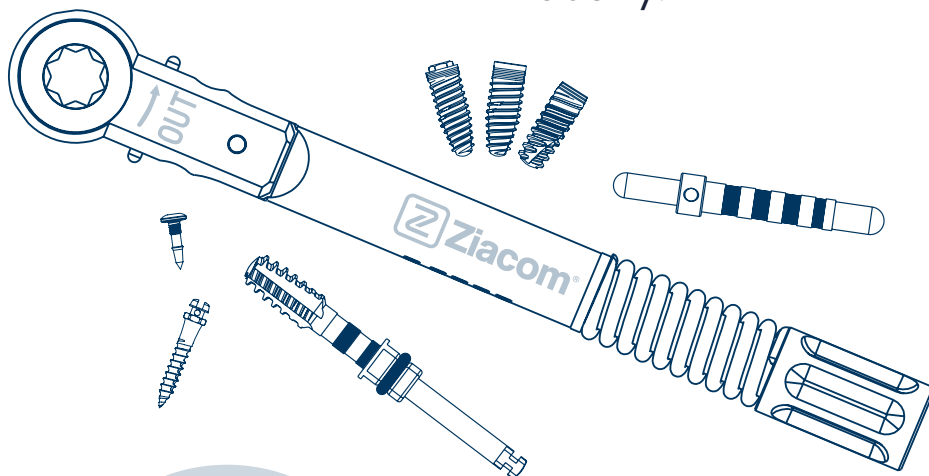
Ziacom[®]






Ziacom Medical

20 years driving **technology**
and **innovation** in the dental
industry.



www.ziacom.com



See the updated general conditions of sale at www.ziacom.es.

Check the availability of each product in your country.

All rights reserved. No part of this document may be reproduced or stored in any medium or reproduction system, nor transmitted in any way or under any concept, electronically, mechanically, in photocopies, recording or any other mean not considered here without the permission of holder of the copyright, editing and printing. Ziacom® is a registered trademark of Ziacom Medical SL.

See the latest version of the catalogues at www.ziacom.es.

Together
for **patient's**
well-being
around the world



EN | ENGLISH



www.ziacom.com

Ziacom Medical SL

Calle Búhos, 2
28320 Pinto - Madrid - ESPAÑA
Tfno.: +34 91 723 33 06
info@ziacom.com

Ziacom Medical Portugal Lda

Av. Miguel Bombarda, 36 - 5º B
1050 -165 - Lisboa - PORTUGAL
Tel: +351 215 850 209
info.pt@ziacom.com

Ziacom Medical USA LLC

333 S.E 2nd Avenue, Suite 2000
Miami, FL 33131 - USA
Phone: +1 (786) 224 - 0089
info.usa@ziacom.com